

No move in movable bulkhead

It's a situation familiar to most drivers: a moveable bulkhead that gets jammed or doesn't move smoothly with the load. This consequently makes unloading the trailer more complicated. The result: annoyance and delays to your schedule. In a worst-case scenario, you may be forced to unload some of the cargo in a different way. The specialists at Knapen Trailers are happy to share their advice on how to prevent this and provide tips on the best way to use the moveable bulkhead.

In [Drivers' Tip 3 Maintenance of upper rails](#) we explain how to keep the upper rail in good condition and how to assess when the rollers need replacement. So that the moveable bulkhead always moves smoothly!



Tip 1

Place the moveable bulkhead in the forward position with the sheet on the floor

We recommend pushing the moveable bulk head forward once the trailer has been unloaded, so you can immediately feel if it is running smoothly. Now place the sheet of the bulkhead on the trailer floor so the bulkhead stays at the front and doesn't move back while the trailer is being driven. In this way, everything is prepared and ready for the next load. If necessary, secure the moveable bulkhead with an elastic strap when you close the roof sheet.






Tip 2

Lower the sheet of the moveable bulkhead during idle periods

Is your trailer sometimes idle for longer periods because you use it for seasonal work, for example? Place the sheet of the moveable bulkhead on the floor of the trailer too. This will keep it in the best possible condition for the next time it is used and no soiling will collect in the sheet.




Tip 3

Unloading light loads

If you carry light loads, the pressure on the sheet at the moveable bulkhead may be too low. In this case the moveable bulk head will not move with the load.

Knapen Trailers has developed a special floor sheet set as a solution. The set comprises a beam that you hook onto the moveable bulkhead using chains. When loading, place this beam in the load so the extra weight exerts more force on the moveable bulkhead during unloading.

Your dealer or service partner can give you further assistance with delivering and mounting this set (instructions).



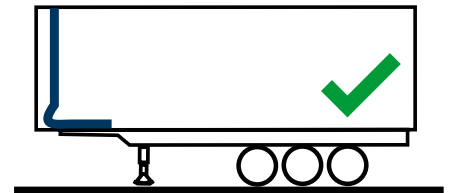
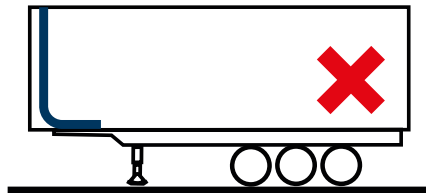
 **Tip 4**

Unloading conical trailers

With conical trailers, the moveable bulkhead is pulled backwards and downwards simultaneously. This means the moveable bulkhead can get stuck and jam halfway along the trailer.

There are two possible solutions. The first is to activate the moving floor in the loading position for a few strokes to create some space again.

The second is to attach the sheet with a loop under the moveable bulkhead before loading to create space to compensate for the height difference.



 **Tip 5**

Check the sheet

The sheet on the moveable bulkhead experiences wear and tear and sometimes needs replacement. A tear in the direction of unloading is not necessarily a problem,

however once you notice a tear across the sheet, you need to take action. There is a big risk of the sheet tearing apart and becoming caught up in the load. If you take action in good time, it may be possible to simply shorten the sheet.

Knapen Trailers has deliberately opted for blue sheeting instead of green so that any ripped or torn sheet is easy to find in most types of load.





Tip 6

Unloading in a hopper

If your trailer has a hopper that is used for unloading, the sheet on the moveable bulkhead can get in the way by sliding over the hopper and partially blocking it.

To prevent this, place a shorter sheet under the standard sheet. Hang the standard sheet in the eyes and place the shorter sheet on the moving floor.

This allows the moveable bulkhead to move further before the sheet reaches the hopper. The short sheet has no negative effects if you do not unload in a hopper.




SPARE PARTS

To order spare parts, please contact your [dealer](#) or [service partner](#)



30118112
Sheet movable
bulkhead blue



30141375
Sheet movable
bulkhead side blue



BDIC027001
Sheet movable
bulkhead green



BDIC027003
PVC band green 160
mm. L=2500 mm



30122994
Handle movable
bulkhead



BDIC040001
Rope hook galvanised



SC01663
Alu tube for
sheet
(extra weight)

Tip: Print out these tips and hang them up in the company canteen for your colleagues to read.

Are you a driver on a moving floor trailer and do you have a useful tip for your colleagues? Then send your tip to marketing@knapen-trailers.nl and maybe your tip will be published in the next newsletter.

Subscribe via www.knapen-trailers.eu/newsletter and receive all new tips in your mailbox for free.